



MD-S600E DIGITAL PRESSURE SWITCH

TECHNICAL CHARACTERISTIC:

- ✓ 4 digit LED to show pressure in real time
- ✓ Equipped with high precision pressure sensor, range 0-1...600Bar
- ✓ Relay signal output, bounds can be adjusted
- ✓ Delay control, password protection, reverse control



MD-S600E is a intelligent digital pressure controller setting pressure measurement, pressure display, control in one professional unit. It has followed features: easy operation, good shock resistance, high precision, control range adjustable, long-term stability.

MD-S600E has the followed functions: delay control, reverse control, three pressure units to change, one key to error clearing. It is widely used in hydraulic and pneumatic system, electromechanical integration equipment, engineering machinery, automated machinery.

The shell and the connector use stainless steel. The sensor uses stainless steel chips. The product is widely used in high pressure , hydraulic pressure situations.

APPLICATION:

- ◇ Hydraulic System
- ◇ Engineering Machinery
- ◇ Electromechanical integration equipment
- ◇ Automatic Machinery

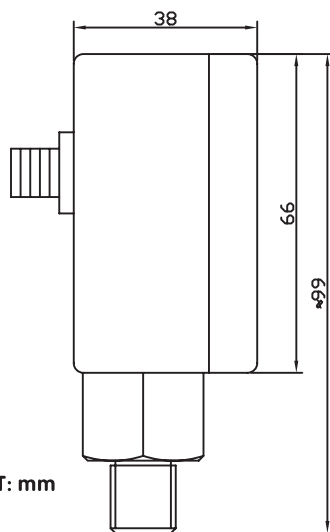
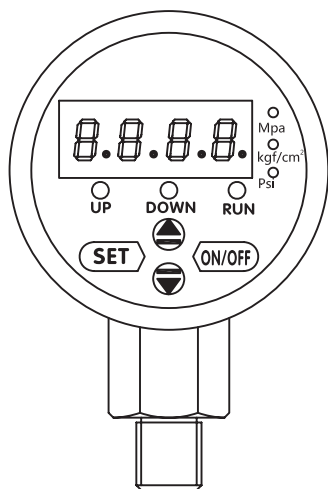
SPECIFICATION:

Range	0~1...10...16...25...50...100...250...400...600.1000Bar
Overload Capacity	≤ 100Bar 200% ; > 100Bar 150%
Bounds Set	Any point can be set within the range.
Alarm Method	Relay signal
Acc.	± 0.5%FS
Long-term Stability	Typical: ± 0.2%FS/year
Load Capacity	220VAC5A;24VDC5A
Supply	12VDC 24VDC 220VAC 380VAC(selectable)
Operating Temperature	-20 ~ 80°C
Compensation Temperature	-10 ~ 60°C
Electrical Protection	Short-circuit protection, reverse protection, anti-electromagnetic interference
Sampling Frequency	5times/sec
Measurement Medium	Liquid, gas compatible with 316SS
Connector	M20*1.5、G1/2、G1/4
Connector Material	304SS
Sensor	316LSS
Shell	304SS
Outlet Line	Power: red blue output: black white(passive signal)

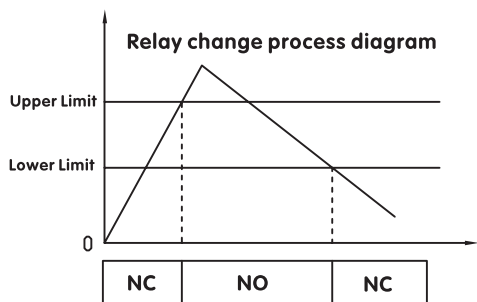
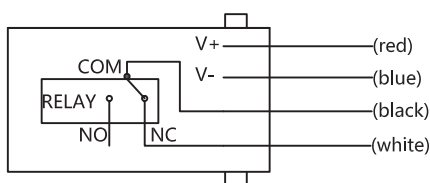


上海铭控传感技术有限公司

Mingkong Sensor Technology(Shanghai) Co.,Ltd
TEL:021-5778 0480 FAX:021-51564102

SIZE:


UNIT: mm

ELECTRICAL SPECIFICATION:

Outlet Line


*Reverse control is available
(Low pressure to start, high pressure to stop)

SELECTABLE GUIDE:
MD-S600E -250b -1 -J -P2 -M1 -B -T1 -L
Range:

- X M(0-XMpa)
- X b(0-X bar)
- X P(0-X PSI)

Acc.:

1 (0.5% FS)

Output:

J (Relay Output)

Supply:

P2(24VDC) P6(12VDC)
P4(220VAC) P5(380VAC)

Addition:

L Display

Medium Temperature:

T1 (-20~+80°C)

Electrical Connecting:

B (Fixed Cable)

Screw Connector:

M1 (M20*1.5) M2 (G1/4)
M3 (G1/2) M7(Customized)

上海铭控传感技术有限公司

 Mingkong Sensor Technology(Shanghai) Co.,Ltd
 TEL:021-5778 0480 FAX:021-51564102